

SPECIFICATIONS
L1455

MODEL NUMBER	L1455
Printer Type	Print, Scan, Copy, Fax with ADF
Printing	
Printing Method	PrecisionCore™ Printhead
Nozzle Configuration	400 x 2 nozzles Black, 128 x 2 nozzles per colour (Cyan, Magenta, Yellow)
Print Direction	Bi-directional printing, Uni-directional printing
Maximum Resolution	4800 x 1200 dpi (with Variable-Sized Droplet Technology)
Minimum Ink Droplet Volume	2.8 pl
Print Speed ^{*1}	
Draft Text - Memo, A4 (Black [†] / Colour [‡])	Up to 32 ppm / 20 ppm
ISO 24734, A4 (Black / Colour)	Simplex: Up to 18 ipm / 10 ipm, Duplex: 8.7 ipm / 6.0 ipm
ISO 24734-2, A3 (Black / Colour)	Simplex: Up to 10 ipm / 5.0 ipm, Duplex: 6.0 ipm / 3.7 ipm
Photo Default - 10 cm x 15 cm / 4 x 6" ^{***}	Approx. 42 sec per photo (Border)
Automatic 2-sided printing	Yes (up to A3)
Copying	
Copy Speed	
ISO 29183, A4 (Black / Colour)	Simplex: Up to 16 ipm / 8.8 ipm
Copy Quality	Normal / Best quality
Maximum Copies from Standalone	999 copies
Reduction / Enlargement	25% - 400%, Auto Fit Function
Maximum Copy Resolution	600 x 600 dpi
Maximum Copy Size	A3
Scanning	
Scanner Type	Flatbed colour image scanner
Sensor Type	CIS
Optical Resolution	1200 x 2400 dpi
Maximum Scan Area	297.18 mm x 431.8 mm (11.7" x 17")
Scanner Bit Depth	
Colour	48-bit input, 24-bit output
Grayscale	16-bit input, 8-bit output
Black & White	16-bit input, 1-bit output
Scan Speed Flatbed / ADF (Simplex)	
Monochrome 200 dpi	6.0 sec / 8.3 ppm
Colour 200 dpi	12 sec / 4.8 ppm
Fax Function	
Type of FAX	Wake-up black-and-white and colour fax capability
Receive Memory / Page Memory	6 MB, Page memory Up to 550 pages (ITU-T No.1 chart)
Error Correction Mode	ITU Group3 fax with Error Correction Mode
FAX Speed (Data Transfer Rate)	Up to 33.6 kbps, Approx. 3 sec/page
FAX Resolution	Up to 200 x 200 dpi
Transmission Paper Size	
Flatbed	A5, Half Letter, B5 (JIS), Letter, A4, Legal, B4 (JIS), A3, 11" x 17"
ADF	A5, B5 (JIS), Letter, A4, Legal, B4 (JIS), A3, 11" x 17"
Receiving Paper Size	A5, Half Letter, B5 (JIS), Letter, A4, Legal, B4 (JIS), A3, 11" x 17"
Speed Dial / Group Dial	Up to 200 numbers, 199 groups
Fax Features	PC Fax (Transmission / Receive), Automatic Redial, Address book, Delay Send, Broadcast Fax (Mono Only)
ADF Function	
Support Paper Thickness	64 g/m ² - 95 g/m ²
Paper Capacity	35 pages (75 g/m ²)
Card Slot / USB Host Function	
USB Host	USB Host (Scan to memory device / Storage function)
Type of Direct Printing	Card Slots / USB Memory
Supported Memory Cards	SD Card, Memory Stick
Paper Handling	
Paper Feed Method	Friction feed
Number of Paper Trays	3 (Front 2, Rear 1)
Paper Hold Capacity	
Input Capacity	Cassette 1: 250 sheets, A4 Plain paper (80 g/m ²), 20 sheets, Premium Glossy Photo Paper Cassette 2: 250 sheets, A4 Plain paper (80 g/m ²) Rear Slot: 1 sheet
Output Capacity	125 sheets, A4 Plain Paper, 20 sheets, Premium Glossy Photo Paper
Paper Size	A3+, A3, A4, A5, A6, B4, B5, Tabloid, Legal, Letter, Half Letter, 5" x 7", 4" x 6", 3.5" x 5", Envelopes: #10, DL, C6, C4
Maximum Paper Size	329 mm x 1200 mm (12.95" x 47.24")
Print Margin	3 mm top, left, right, bottom via custom settings in printer driver
Interface	
USB	Hi-Speed USB 2.0
Network	Ethernet, Wi-Fi IEEE 802.11 b/g/n, WiFi Direct
Network Protocol	TCP/IPv4, TCP/IPv6, LPD, IPP, PORT9100, WSD
Network Management Protocols	SNMP, HTTP, DHCP, BOOTP, APIPA, PING, DDNS, mDNS, SLP, WSD, LLTD
Security Functions	LDAP Address Book, Panel Admin Mode
Mobile and Cloud Printing	
Epson Connect	Epson iPrint, Epson Email Print, Remote Print Driver, Scan to Cloud
Other Mobile Solutions	Google Cloud Print
Control Panel	
LCD Screen	4.3" TFT Colour LCD
Printer Software	
Operating System Compatibility	Windows XP/XP Professional x 64 Edition/Vista/7/8/8.1/10 Windows Server 2003/2003 x 64 Edition/2003 R2/2003 R2 x 64 Edition/2008/2008 R2/2012 Only printing and scanning functions are supported for Windows Server OS Mac OS X 10.6.8 or later
Electrical Specifications	
Rated Voltage	AC 100 V - 240 V
Rated Frequency	50 Hz - 60 Hz
Power Consumption	
Operating	20 W
Standby	8.9 W
Sleep	1.9 W
Power off	0.4 W
Noise Level	
PC Printing / Premium Glossy	5.8 B(A), 44 dB(A)
Photo Paper Best Photo	
PC Printing / Plain Paper Default ^{*1}	6.4 B(A), 48 dB(A)
Consumables	
Epson Genuine Ink Bottle	
Black	Page Yield* 6,000 Order Code 774
Cyan	664
Magenta	6,500 (Composite Yield) 664
Yellow	664
Maintenance Box	C13T671100

EPSON INDIA PVT. LTD.

12th Floor, The Millenia, Tower A, No.1, Murphy Road, Ulsoor, Bangalore 560 008. Tel: 080-3051 5000 Fax: 080-3051 5005

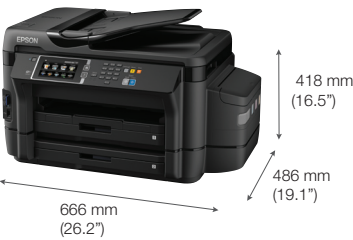
Regional Offices: **East:** 90730 09167, 9804 347725 **South:** Tamil Nadu – 91766 28357, AP & Telangana – 91009 43676, Kerala – 94950 23222, Karnataka – 95000 10333 **West:** 99307 82105 **North:** Delhi NCR – 99536 01069, Rajasthan – 99839 19991, MP – 85190 95177, 88892 60260, UP – 99845 19110, Uttarkhand – 98337 77562, Haryana – 96509 71919, Punjab/Himachal – 95361 10831, Jammu & Kashmir – 97977 92025

EPSON
EXCEED YOUR VISION


Dimensions & Weight

L1455

Weight: 23 kg (50.7 lb)



^{*1} Print speed (Pages Per Minute) is calculated when printed on A4 plain paper in the fastest mode, 10 x 15 cm photo print speed when printed on Epson Premium Glossy Photo Paper. Print speed may vary depending on system configuration, print mode, document complexity, software, type of paper used and connectivity. Print speed does not include processing time on host computer.



^{*2} When printed on Epson Premium Glossy Photo Paper.
^{*3} Default mode in accordance with ISO7779 for MFPs.
^{*4} Quoted yields are based on the ISO 24711/24712 patterns of mixed text and colour graphics with Epson methodology. Quoted yields are based on the replacement ink bottles purchased. For print quality, part of the ink from the included bottles is used for printer startup so yields could be lower than those of replacement ink bottles. Actual yields will vary due to reasons including images printed, print settings, temperature and humidity. Yields may be lower when printing infrequently or predominantly with one ink colour. Ink is used for both printing and printhead maintenance. All inks are used for both black and colour printing.

© 2019 Epson India Pvt. Ltd. All Rights Reserved. Reproduction in part or in whole, without the written permission from Epson, is strictly prohibited. EPSON and EXCEED YOUR VISION are registered trademarks of Seiko Epson Corporation. All other products names and other company names used herein are for identification purposes only and are the trademarks or registered trademarks of their respective owners. Epson disclaims any and all rights in those marks. Print samples shown are simulations only. Specifications and product availability are subject to change without notice and may vary between countries. Please check with local Epson offices for more information.

Dealer's Stamp

Information correct at time of printing
Printed April 2019



EcoTank Printer
L1455

EPSON
EXCEED YOUR VISION

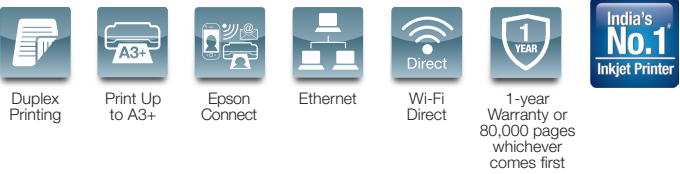
High Yield
EcoTank System

A3
Duplex
Printing

A4

**A PIONEER IN PLUS-SIZED
PERFORMANCE AND
PINT-SIZED RUNNING COST.**

Designed to meet the demands of an office, the EcoTank L1455 all-in-one makes productivity bigger with the ability to print documents up to A3+ size at high speeds through Epson's PrecisionCore™ printhead technology and auto-duplex printing. It delivers high-quality documents, which are framed economically with an astonishing yield of 6,000 pages for black and 6,500 pages for colour with highly affordable inks. The L1455 integrates into any office through its complete suite of connectivity features.



The EcoTank L1455 is bundled with a starter kit of 1 x 140 mL bottle of black ink and 3 x 70 mL bottle of colour inks.

ENGINEERED FOR BUSINESS

Supersized Productivity

Print, scan and copy in duplex up to A3 size at high speeds with Epson PrecisionCore™ technology.

Superb Quality & Cost-Savings

Print with impeccable quality at up to 4800 dpi, with affordable quality inks that yield up to 6,000 pages for black and 6,500 for colour.

Convenient Connectivity

The EcoTank L1455 comes equipped with a full suite of connectivity features that includes Ethernet, WiFi, WiFi Direct* and USB 2.0.



Designed to support the Sustainable Development Goals (SDGs) set by the UN

^{*1}WiFi and WiFi Direct cannot be used simultaneously. ^{*Source:} IDC Asia-Pacific Quarterly Hardcopy Peripherals Tracker 2018 Q2. Value and Volume market share of A4 Inkjet Printers and MFPs

Engineered for convenience, the L1455 presents PC-free operations via a 4.3” colour touchscreen LCD, media card slots, USB ports for flash drives and a full suite of wireless connectivity features so you can print directly from your mobile devices. All of these, at the lowest A3 automatic duplex printing cost.*



Supersized Productivity

Print up to A3+
Print larger and clearer documents, spreadsheets, diagrams and charts to bring out maximum detail and clarity at A3+ size. The multi-function L1455 supports copying and faxing up to A3 size as well.

High-speed Duplex Printing
Enjoy print speeds of up to 18 ipm for A4 & 10 ipm for A3-sized documents with Epson PrecisionCore printheads. The breakthrough PrecisionCore™ technology is equipped with versatile, high-speed solutions for commercial, industrial and office printing. Offering a vast improvement from the conventional piezo printheads, this technology delivers professional output quality at blazing speeds. The L1455 also supports automatic duplex printing up to 8.7 ipm for A4, reducing paper consumption.

Duplex Automatic Document Feeder
The L1455 is equipped with a 35-sheet duplex ADF unit for convenient scanning and copying of double-sided documents, even up to A3 size.




Superb Quality & Cost-Savings

The L1455 prints black-and-white documents with razor-sharp text that are water and smudge-resistant. You can also print lab-quality glossy photos on photo media paper at a high-resolution output of 4800 dpi. Each set of inks yields 6,000 pages for black and 6,500 pages for colour, offering the lowest cost for duplex printing on an A3 printer*.

High Capacity EcoTanks



Water-resistant Black Text



Convenient Connectivity

Network Connectivity and Standalone Capability
Equipped with Ethernet, WiFi, and WiFi Direct*, the L1455 is perfect for office environments. WiFi Direct acts as an access point, allowing up to four devices to connect directly to the printer at a time without a router.



*WiFi and WiFi Direct cannot be used simultaneously.

Epson Connect-enabled
Wirelessly print your documents from anywhere in the world with Epson Connect's wide range of features:

- Epson iPrint
- Epson Email Print
- Remote Print Driver
- Scan-to-Cloud

Other Mobile Solutions:
• Google Cloud Print™

For more information on Epson Connect, please visit <http://www.epson.co.in/connect>

Compatibility with Epson Device Admin

With the Epson Device Admin, you can now manage, monitor and configure your Epson device fleet easily. It is compatible with a large range of networked printers and scanners, and views all information via one smart, intuitive interface.



Epson Device Admin Functions

- Manage Epson devices in groups.
- Receive automatic alerts when the device runs out of consumables or faces an error for quick response.
- Generate reports automatically for cost-saving activities or implementing managed print services.
- Configure multiple devices efficiently with templates to simplify large deployments.

For more information, please refer to <http://www.epson.co.in/epsondeviceadmin>

Ease of Use



LCD Screen
Experience easy setup and PC-less operation with a 4.3” touchscreen colour LCD.



Dual 250 Sheets Input
The L1455 comes equipped with dual 250-sheets input trays, allowing you to set 2 different paper sizes in separate trays, saving your time and effort in printing documents of different sizes.



Single-sheet Rear Feeder
A single sheet feeder lets you set labels, thick paper, envelopes and photo paper conveniently.



Card Slots/USB Host Function
The L1455 comes with card slots (SD Card & Memory Stick) and USB port for printing, scanning and saving faxes directly with memory devices.

Epson Warranty for Peace of Mind

Enjoy warranty coverage for up to one year or 80,000 pages, whichever comes first, for maximum value from your printer. Epson's warranty includes coverage of printhead, which is most important for a printer designed for high-volume printing.

Quality that Shines. Value that Lasts.

Epson genuine ink bottles are formulated to deliver outstanding high-volume print quality with L series printers. Every bottle is individually sealed to ensure the purity of ink and is complete with a smart tip for mess-free refills. Choose Epson genuine ink bottles to enjoy lasting quality with your L series printer.

*As of 1 May 2016, the Epson L1455 offers users the lowest cost of printing duplex (cost per two-pages), for any inkjet printer capable of auto-duplex, using genuine branded supplies from its own manufacturer. This is based on the MSRP listed on the manufacturers' websites in 5 major ASEAN markets.